




# Gomer Infant School Internet Safety Quiz



# What devices could you get access to the internet with?




# Which are internet sites and which are software programs/apps?



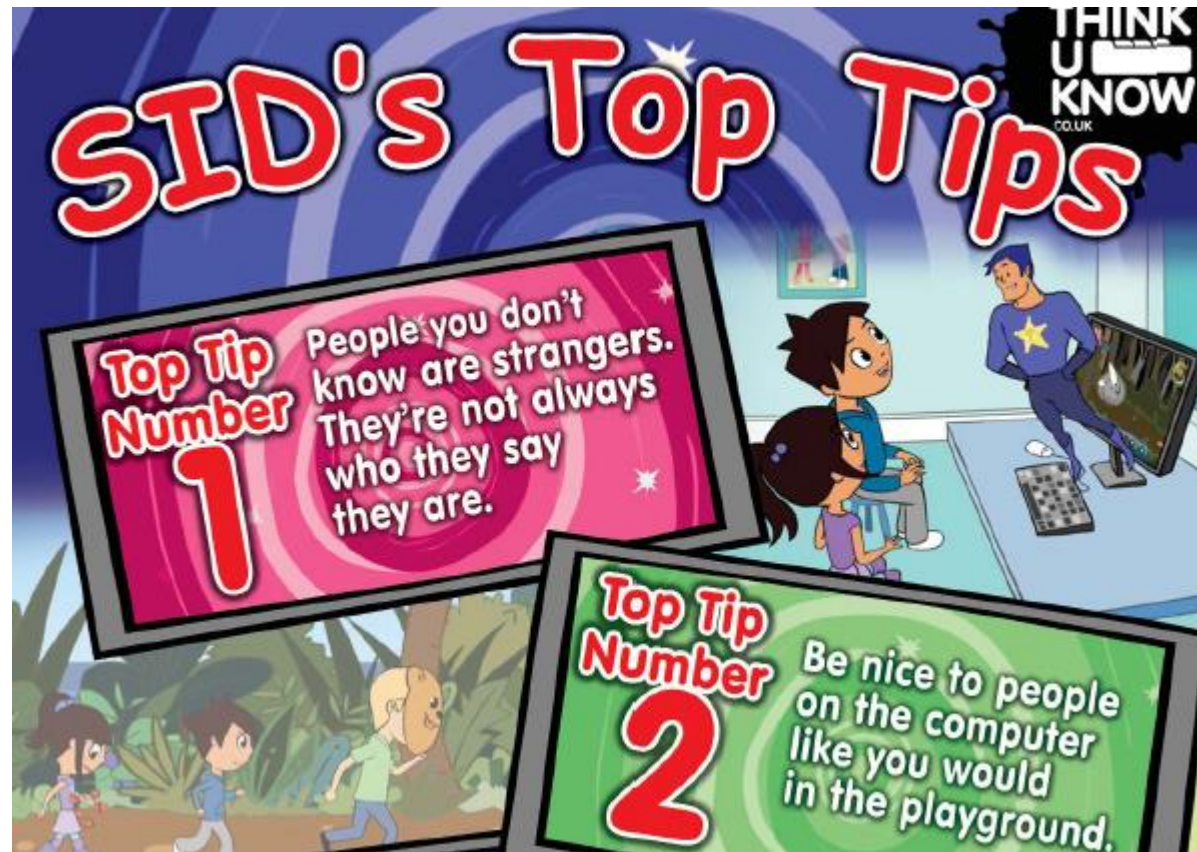
Search Google or type URL



What cartoon characters have helped you to understand how to use the internet safely?



What are Sid's 4 top tips for using the internet safely?



**Top Tip  
Number**

**3**

Keep your  
personal  
information  
private.



**Top Tip  
Number**

**4**

If you ever get that  
'uh oh' feeling,  
you should tell a  
grown-up you trust.

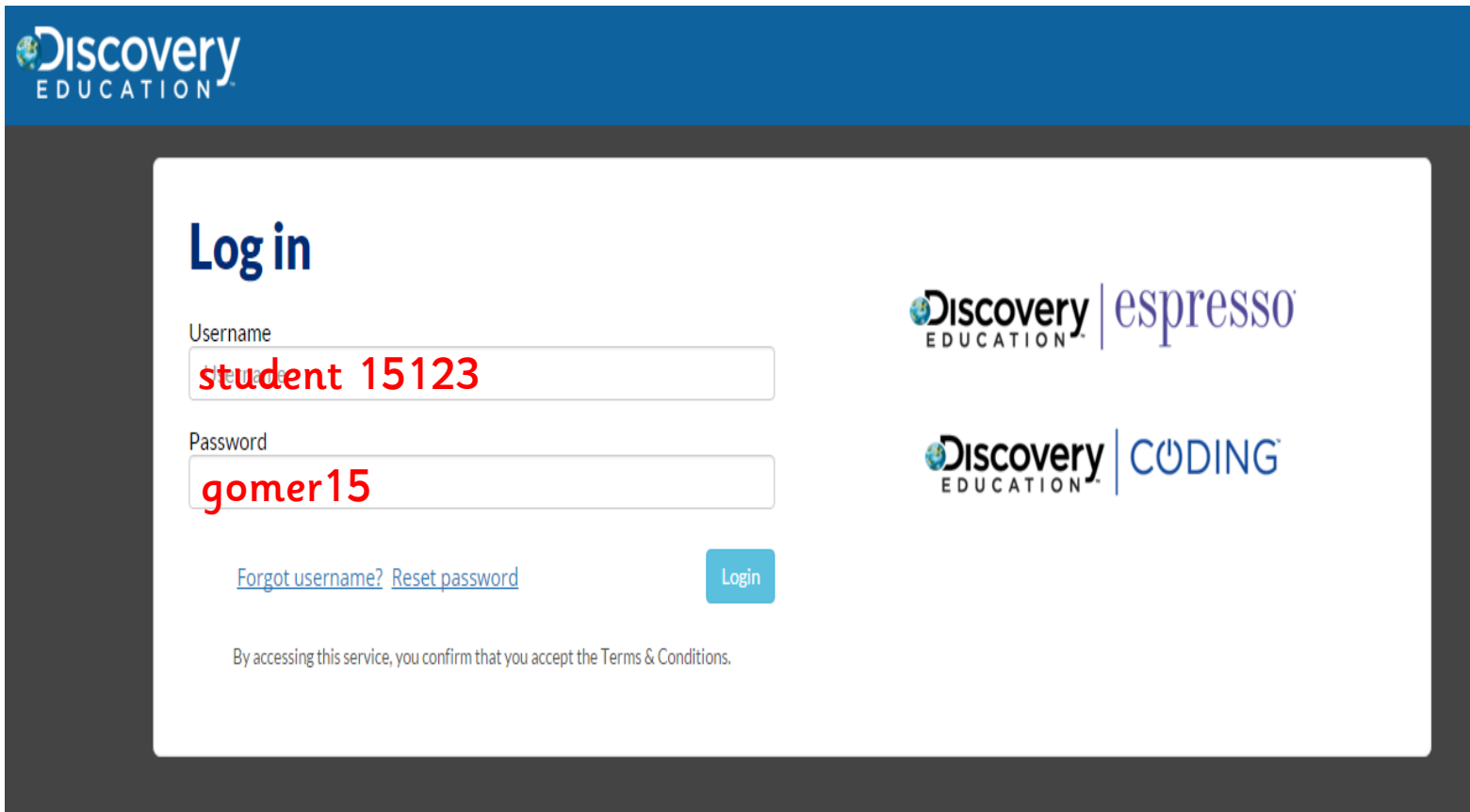


# Which internet site can you use in school and at home safely without the need of an adult ?



why?

# What is the login for Espresso?



The image shows a login page for Discovery Education. At the top left is the Discovery Education logo. The main heading is "Login". There are two input fields: "Username" with the text "student 15123" and "Password" with the text "gomer15". Below the password field are links for "Forgot username?" and "Reset password", and a blue "Login" button. To the right of the login form are two logos: "Discovery Education | espresso" and "Discovery Education | CODING". At the bottom, there is a line of text: "By accessing this service, you confirm that you accept the Terms & Conditions."

Discovery  
EDUCATION

## Login

Username  
student 15123

Password  
gomer15

[Forgot username?](#) [Reset password](#)

By accessing this service, you confirm that you accept the Terms & Conditions.

Discovery | espresso  
EDUCATION

Discovery | CODING  
EDUCATION



# Do the Espresso Online safety activities at home with your family

The screenshot shows the 'Discovery Education | espresso' website interface. The top navigation bar includes 'Home > Computing 1 > Online safety > Activities'. A left sidebar menu lists 'Videos', 'Activities', 'Printable resources', 'Books', 'Module guide', and 'Credits'. The main content area features a purple header with the word 'Activities' and a cartoon illustration of a girl sitting on a green beanbag chair watching a TV. Below the header are three activity cards: 'Private or not?' (with sub-sections 'Keep it private' and 'Safe to share'), 'Online safety quiz' (with a scenario about a magic wand), and 'Computers everywhere!' (with sub-sections 'Has a computer' and 'Does not have a computer').

Discovery Education | espresso

Home > Computing 1 > Online safety > Activities

Videos  
Activities  
Printable resources  
Books  
Module guide  
Credits

## Activities

### Private or not?

Keep it private	Safe to share
Your password	Your age
Where you play	Your dream pet
Name of school	Your photo
Cartoon picture	Username

### Online safety quiz

Eddy finds a magic wand that he can buy in a computer game. What should he do?

Ask an adult. It could be real money.

Buy it! It is only pretend money.

### Computers everywhere!

Has a computer	Does not have a computer
Video game console	Scooter
Soccer ball	Red diamond
Child with computer	Dog
Lightbulb	Lightbulb