

Welcome



Together we shine

Year R Parents Meeting Phonics October 2017

In year R we start with the Set 1 sounds.



HEAR, READ, SAY and WRITE.

m	a	s	d	t	n	p	g	o	c
k	u	b	f	e	l	h	sh	r	j
v	y	w	th	z	ch	qu	x	ng	nk

Pure Sounds



[Read Write Inc. Phonemes Pronunciation Guide DVD -
YouTube](#)

Children will bring home.....



- Sound sheets
- Wordtime sheets
- Red words
- Reading books and library books

REMEMBER CHILDREN LEARN AT
DIFFERENT RATES AND IN DIFFERENT
WAYS.

Fred...



Fred helps children learn to read

Fred can *only* talk in sounds...

(Fred can only say *c_a_t*, he can't say **cat**)

We call this *Fred Talk*

Fred...



If children understand Fred
they can *blend* orally

Blending is needed for reading

Fred...



Fred helps children learn to spell too!

Children convert words into sounds

They press the sounds on to their fingers...

We call this *Fred Fingers*



How can you help your child?



By...

using pure sounds

knowing the graphemes (how the letters are written)

understanding how 'Fred' helps with reading and spelling



And...



By having fun with Fred Talk at home!

“What a tidy r-oo-m!”

“Where’s your c-oa-t?”

“Time for b-e-d!”

back, head, tum, leg, hand, foot, knee

coat, hat, scarf, zip, sock, glove

run, walk, skip, hop, fast, slow, stop, shop

red, blue, green, black,

knife, fork, spoon, plate, bowl, pan

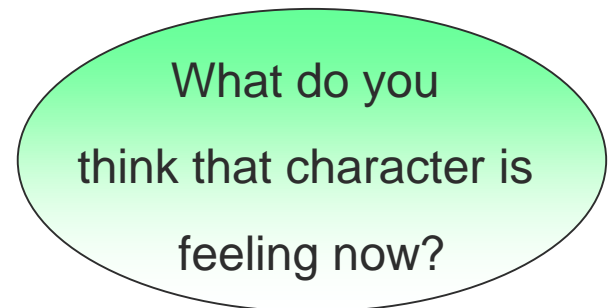
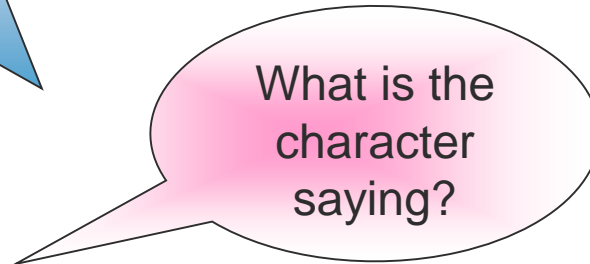
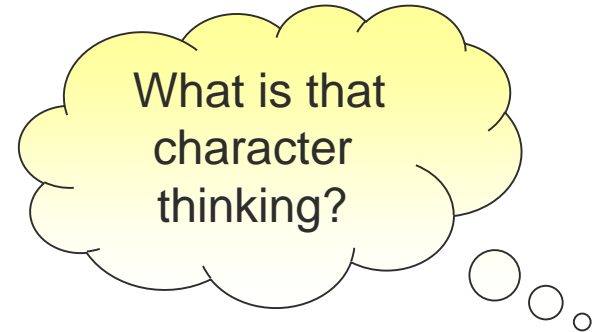
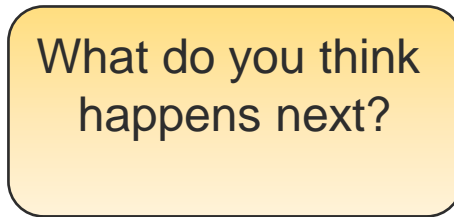
bread, cheese, meat, soup, jam, cake

And...



By **reading** your child lots of stories and asking lots of questions!

Use these prompts to help you:



And...



By **talking** to your child as much as possible and ‘feeding’ them new and different words:

“Let’s **eat** our lunch now.”

“Let’s **munch** our lunch now.”

“Let’s **scoff** our lunch now.”

“Let’s **devour** our lunch now!”

And...



By enriching conversations through description:

“Look at that rain. It looks like little diamonds sparkling on the window pane!”

By having fun with words and language.

“I’m as hot as a spud in a cooking pot!”

By praising your child for using new words or interesting phrases

Other reading activities (home learning)



- Talk for writing sessions- some of the text maps will be set as home learning to rehearse.
- Guided reading – Once a week, in a group session. Summary of this will be added to your child's tapestry journal with personal comments. Your feedback about home reading will be required in the home learning journal.
- Home reading- expectation is 3 times a week.
- Reading guidance will be stuck into the book to support you in helping your child.

Tapestry Online Journal



Observations have been collected since the beginning of term and will be available for you to view at any time.

You will now be able to get access. An email will be sent in the next few days to ask you to set up a login. You will only have 24hrs to be able to do this. If you miss this window the office will need to resend so please contact them.

Please add your own observations we can include these WOW moments in assessment.

Forthcoming Events.



- The Big Draw: 21st October
- Year R Open Mornings: 1st , 2nd , 3rd , 6th and 7th Nov
- Parent Teacher Meetings:
 - Hedgehogs- Mon 20th Nov 12:30 - 3:30
and Thursday 23rd Nov 3:30 - 6:30
 - Squirrels- Tues 21st Nov 12:30 - 3:30
and Thursday 23rd Nov 3:30 - 6:30

Thank you...



Happy reading!