

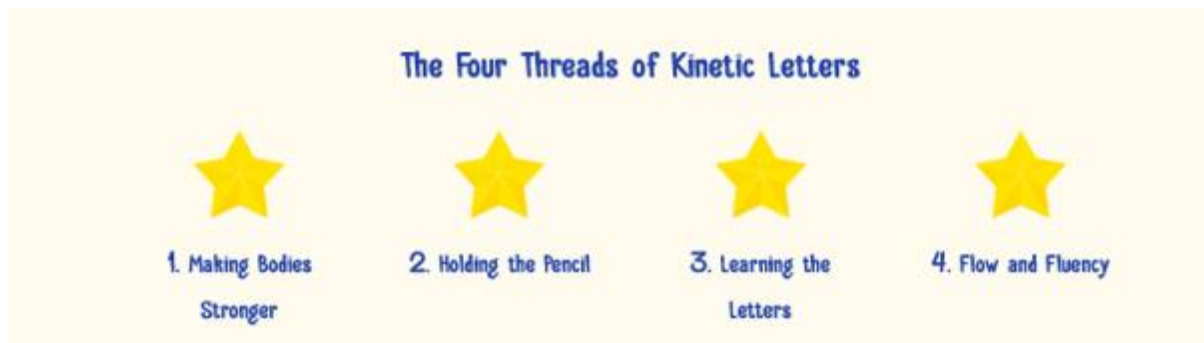


## Kinetic Letters

At Gomer Infant School we are using a whole school approach to letter formation and handwriting. The scheme that we are using is called Kinetic Letters.

The scheme ensures that the children have the physical strength in their bodies, arms, wrists, fingers and hands to prepare them for the skills of handwriting. The aim is to make the process of handwriting automatic so that the children can concentrate on the other aspects of writing.

The scheme also teaches the children strategies to hold the pencil correctly and teaches the formation of the letters through movement, visual stories, actions and sayings. As the children progress they also learn about flow, fluency and joining letters.



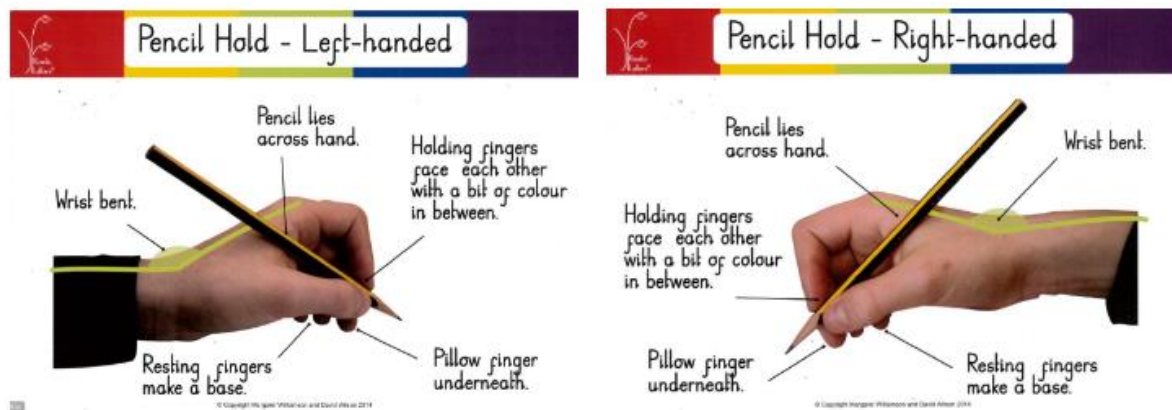
## MAKING BODIES STRONGER

The children learn these positions to help build strength.



## THE PENCIL HOLD

The children learn a song to help them remember the correct pencil hold.

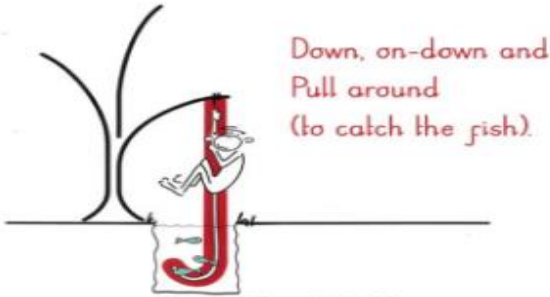


## LEARNING THE LETTERS

The letters are taught through stories with monkey characters (Bounce - brave monkey and Skip scared monkey) and are grouped into letter families.

**Fisher Family**

g j y f



© Copyright Margaret Wilkinson and David Wilson 2014

**Slider Family**

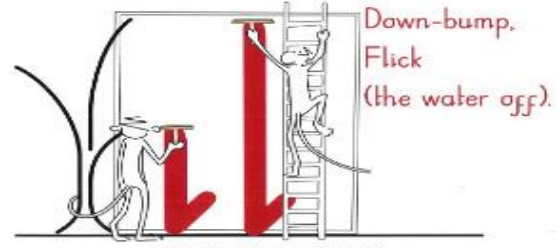
k  
v w x z



© Copyright Margaret Wilkinson and David Wilson 2014

**Window Cleaner Family**

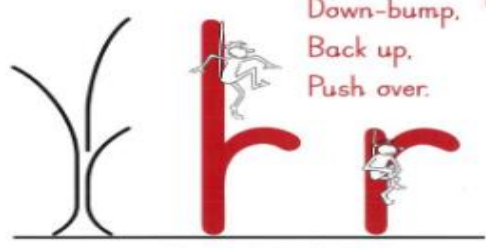
l t  
i u



© Copyright Margaret Wilkinson and David Wilson 2014

**Jumper Family**

h b  
r n m p



© Copyright Margaret Wilkinson and David Wilson 2014

# Abacadabra Family

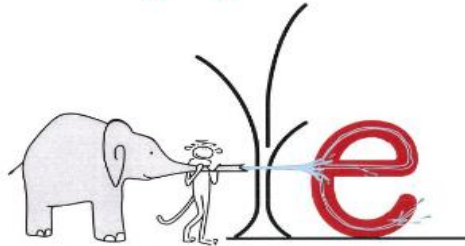
# Special Squirter

c o a d g q s

Pull around and Push. **abacadabra**

e

Push across. Up. Pull around and Push (along the ground).



# CAPITALS

# CAPITALS

A M N K  
W V Z X Y

Sliding lines group



All made by Bounce.

I L E F H T  
C O S G Q  
D P B R J U

Straight lines group

Curved lines group

Lines with curves group



All made by Bounce.


# NUMBERS

2 3 7 5

start

Pushing numbers

All made by Bounce.



0 6 8 9 4

Pulling numbers

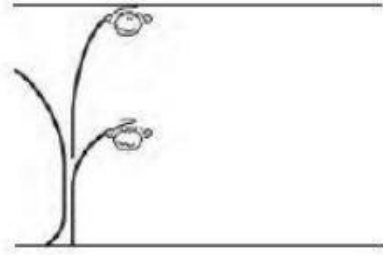


We also teach children about the height and shape of letters using the monkey tree.

---

### Using the tree

When practising writing, use a writing line and the tree symbol to give a guide for both where the letters start and their proportions.



For more information here is a link to the Kinetic letters website

<https://kineticletters.co.uk>