

# Year 1 Phonic Screening Check







# What is it?

- ▶ The phonics screening check is taken individually by all children in Year 1.
- ▶ It is designed to give teachers and parents information on how your child is progressing in phonics.
- ▶ It will help to identify whether your child needs additional support at this stage so that they do not fall behind in this vital early reading skills.

# How is it organised?

- ▶ There are two sections in this 40-word check.
- ▶ Your child will read up to four words per page will probably do the check in one sitting of about 5-10 minutes.

Practice sheet: Real words	Practice sheet: Pseudo words
in	ot 
at	vap 
beg	osk 
sum	ect 

# Why are nonsense words included

- ▶ These are words that are phonically decodable but are not real words e.g. brip, snorb.
- ▶ These are included to assess whether your child can decode a word using phonics skills and not their memory.
- ▶ They will be shown with a picture of an alien
- ▶ Children have been taught about alien words in their phonic sessions



# Who does it?

- ▶ All children do the Screening check unless they have specific learning needs.
- ▶ The children do the check with their phonics teacher (familiar adult).
- ▶ The teacher uses their judgement about how to best do the check (one sitting/ break). Stopping if necessary.



# What happens after?

- ▶ The school will report your child's results to you by the end of the summer term as well as to the local authority, but the results won't be published in a league table as with SATs. If you have any concerns, do talk to your teacher about this in a parents' meeting or after school.
- ▶ If children do not reach the required standard, then teachers plan accordingly (phonic sessions continue) and if necessary we'll offer additional, tailored support to ensure that your child can catch up.
- ▶ Children progress at different speeds so not reaching the threshold score does not necessarily mean there is a serious problem. Your child will re-sit the check in Year 2 .

# How can you help at home?

- ▶ Reading (encourage children to look for friends, say sounds then read words)
- ▶ Sounds are in the reading diaries
- ▶ Phonic games / homework
- ▶ Phonic work packs
- ▶ ICT games
- ▶ **BBC Bitesize phonics**
- ▶ <http://www.bbc.co.uk/bitesize/ks1/literacy/phonics/play/>
- ▶ **Phonics play** - <http://www.phonicsplay.co.uk/Phase1Menu.htm>
- ▶ **ICT Literacy games** - <http://www.ictgames.com/literacy.html>
- ▶ **Letters and sounds games** - <http://www.letters-and-sounds.com/phase-2-games.html>
- ▶ **Galactic phonics** - <http://www.galacticphonics.com/>
- ▶ Teach your monster to read app / game

# Any Questions

?