

# EXTRA TIME

## Learning Resources

### Day 2

### Maths Mastery



FOUNDATION



# GET ACTIVE WITH CHELSEA FC

## Tomori Tuesday

### Focus: Coordination

- Get a bouncy ball.
- Stand hip distance apart.
- Can you bounce the ball in a figure of 8 through and around your legs?
- Time yourself, how long can you do this for?
- Now try again and beat that score!
- Too easy? Try one hand only.
- Try this with a partner, or even sitting down.

### Manager's Challenge



Which position does Fikayo Tomori play?

.....

.....

Where is he from?

.....

.....

When did Fikayo Tomori join Chelsea?

.....

.....

Create a warm up for Tomori, including at least three exercises.

.....

.....



#### FUN FACT

Tomori joined Chelsea as an Under 8 player, and made his professional debut on the 15 May 2016.

# GET FOCUSSED WITH CHELSEA FC

Extra Time Learning Resources  
Day 2: Maths Mastery

## Premier League Activity Challenge

### Focus: Maths Mastery

What does the table tell you about the teams and how they are playing this season?

---

---

---

---

Which team is at the top of the table?





















---

How many points do they have?

---

How many teams make up the league?

---

Club	MP	W	D	L	GF	GA	GD	Pts	Last 5
1  Liverpool	29	27	1	1	66	21	45	82	✓✓✓✓✓
2  Man. City	28	18	3	7	68	31	37	57	✓✓✓✓✓
3  Leicester City	29	16	5	8	58	28	30	53	✓✓✓✓✓
4  Chelsea	29	14	6	9	51	39	12	48	✓✓✓✓✓
5  Man United	29	12	9	8	44	30	14	45	✓✓✓✓✓
6  Wolves	29	10	13	6	41	34	7	43	✓✓✓✓✓
7  Sheff Utd	28	11	10	7	30	25	5	43	✓✓✓✓✓
8  Tottenham	29	11	8	10	47	40	7	41	✓✓✓✓✓
9  Arsenal	28	9	13	6	40	36	4	40	✓✓✓✓✓
10  Burnley FC	29	11	6	12	34	40	-6	39	✓✓✓✓✓
11  Crystal Palace	29	10	9	10	26	32	-6	39	✓✓✓✓✓
12  Everton	29	10	7	12	37	46	-9	37	✓✓✓✓✓
13  Newcastle	29	9	8	12	25	41	-16	35	✓✓✓✓✓
14  Southampton	29	10	4	15	35	52	-17	34	✓✓✓✓✓
15  Brighton	29	6	11	12	32	40	-8	29	✓✓✓✓✓
16  West Ham	29	7	6	16	35	50	-15	27	✓✓✓✓✓
17  Watford	29	6	9	14	27	44	-17	27	✓✓✓✓✓
18  Bournemouth	29	7	6	16	29	47	-18	27	✓✓✓✓✓
19  Aston Villa	28	7	4	17	34	56	-22	25	✓✓✓✓✓
20  Norwich City	29	5	6	18	25	52	-27	21	✓✓✓✓✓



FOUNDATION

# GET FOCUSSED WITH CHELSEA FC

Extra Time Learning Resources  
Day 2: Maths Mastery

## Premier League Activity Challenge

### Focus: Maths Mastery

Which team is in 5th position?

.....

Which teams have 43 points?

.....

How many points does Watford have?





















.....

How many club names in the league start with the letter M?

.....

Which teams have the same points?

.....

Club	MP	W	D	L	GF	GA	GD	Pts	Last 5
1  Liverpool	29	27	1	1	66	21	45	82	✓✓✓✓✓
2  Man. City	28	18	3	7	68	31	37	57	✓✓✓✓✓
3  Leicester City	29	16	5	8	58	28	30	53	✓✓✓✓✓
4  Chelsea	29	14	6	9	51	39	12	48	✓✓✓✓✓
5  Man United	29	12	9	8	44	30	14	45	✓✓✓✓✓
6  Wolves	29	10	13	6	41	34	7	43	✓✓✓✓✓
7  Sheff Utd	28	11	10	7	30	25	5	43	✓✓✓✓✓
8  Tottenham	29	11	8	10	47	40	7	41	✓✓✓✓✓
9  Arsenal	28	9	13	6	40	36	4	40	✓✓✓✓✓
10  Burnley FC	29	11	6	12	34	40	-6	39	✓✓✓✓✓
11  Crystal Palace	29	10	9	10	26	32	-6	39	✓✓✓✓✓
12  Everton	29	10	7	12	37	46	-9	37	✓✓✓✓✓
13  Newcastle	29	9	8	12	25	41	-16	35	✓✓✓✓✓
14  Southampton	29	10	4	15	35	52	-17	34	✓✓✓✓✓
15  Brighton	29	6	11	12	32	40	-8	29	✓✓✓✓✓
16  West Ham	29	7	6	16	35	50	-15	27	✓✓✓✓✓
17  Watford	29	6	9	14	27	44	-17	27	✓✓✓✓✓
18  Bournemouth	29	7	6	16	29	47	-18	27	✓✓✓✓✓
19  Aston Villa	28	7	4	17	34	56	-22	25	✓✓✓✓✓
20  Norwich City	29	5	6	18	25	52	-27	21	✓✓✓✓✓



FOUNDATION

# GET FOCUSSED WITH CHELSEA FC

## Premier League Activity Challenge

### Focus: Maths Mastery

What is the points difference between the top two teams?

.....

What is the points difference between the bottom three teams?





















.....

Which teams have the largest points difference?

.....

Why might teams with the same points score be listed one higher than the other?

.....

Club	MP	W	D	L	GF	GA	GD	Pts	Last 5
1  Liverpool	29	27	1	1	66	21	45	82	✓✓✓✓✓
2  Man. City	28	18	3	7	68	31	37	57	✓✓✓✓✓
3  Leicester City	29	16	5	8	58	28	30	53	✓✓✓✓✓
4  Chelsea	29	14	6	9	51	39	12	48	✓✓✓✓✓
5  Man United	29	12	9	8	44	30	14	45	✓✓✓✓✓
6  Wolves	29	10	13	6	41	34	7	43	✓✓✓✓✓
7  Sheff Utd	28	11	10	7	30	25	5	43	✓✓✓✓✓
8  Tottenham	29	11	8	10	47	40	7	41	✓✓✓✓✓
9  Arsenal	28	9	13	6	40	36	4	40	✓✓✓✓✓
10  Burnley FC	29	11	6	12	34	40	-6	39	✓✓✓✓✓
11  Crystal Palace	29	10	9	10	26	32	-6	39	✓✓✓✓✓
12  Everton	29	10	7	12	37	46	-9	37	✓✓✓✓✓
13  Newcastle	29	9	8	12	25	41	-16	35	✓✓✓✓✓
14  Southampton	29	10	4	15	35	52	-17	34	✓✓✓✓✓
15  Brighton	29	6	11	12	32	40	-8	29	✓✓✓✓✓
16  West Ham	29	7	6	16	35	50	-15	27	✓✓✓✓✓
17  Watford	29	6	9	14	27	44	-17	27	✓✓✓✓✓
18  Bournemouth	29	7	6	16	29	47	-18	27	✓✓✓✓✓
19  Aston Villa	28	7	4	17	34	56	-22	25	✓✓✓✓✓
20  Norwich City	29	5	6	18	25	52	-27	21	✓✓✓✓✓























# GET FOCUSSED WITH CHELSEA FC

## Premier League Activity Challenge

### Focus: Maths Mastery

What is the points difference between the top two teams? What would need to happen for the 2nd place team to become the 1st place team? How many games would this take? What are all the possibilities of this happening?

Which teams have the largest points difference? What needs to happen for these teams to have the same points in the future? What are all the possibilities of this happening? Which scenario(s) do you think are most likely and why?

Club	MP	W	D	L	GF	GA	GD	Pts	Last 5
1  Liverpool	29	27	1	1	66	21	45	82	✓✓✓✓✓
2  Man. City	28	18	3	7	68	31	37	57	✓✓✓✓✓
3  Leicester City	29	16	5	8	58	28	30	53	✓✓✓✓✓
4  Chelsea	29	14	6	9	51	39	12	48	✓✓✓✓✓
5  Man United	29	12	9	8	44	30	14	45	✓✓✓✓✓
6  Wolves	29	10	13	6	41	34	7	43	✓✓✓✓✓
7  Sheff Utd	28	11	10	7	30	25	5	43	✓✓✓✓✓
8  Tottenham	29	11	8	10	47	40	7	41	✓✓✓✓✓
9  Arsenal	28	9	13	6	40	36	4	40	✓✓✓✓✓
10  Burnley FC	29	11	6	12	34	40	-6	39	✓✓✓✓✓
11  Crystal Palace	29	10	9	10	26	32	-6	39	✓✓✓✓✓
12  Everton	29	10	7	12	37	46	-9	37	✓✓✓✓✓
13  Newcastle	29	9	8	12	25	41	-16	35	✓✓✓✓✓
14  Southampton	29	10	4	15	35	52	-17	34	✓✓✓✓✓
15  Brighton	29	6	11	12	32	40	-8	29	✓✓✓✓✓
16  West Ham	29	7	6	16	35	50	-15	27	✓✓✓✓✓
17  Watford	29	6	9	14	27	44	-17	27	✓✓✓✓✓
18  Bournemouth	29	7	6	16	29	47	-18	27	✓✓✓✓✓
19  Aston Villa	28	7	4	17	34	56	-22	25	✓✓✓✓✓
20  Norwich City	29	5	6	18	25	52	-27	21	✓✓✓✓✓



# GET FOCUSSED WITH CHELSEA FC

Extra Time Learning Resources  
Day 2: Maths Mastery

## Premier League Activity Challenge

### Focus: Maths Mastery

What is the average score this season so far?





















.....

What percentage of teams have scored more than 41 number of points?

.....

What fraction of the teams have won more games than they have lost?

.....

Club	MP	W	D	L	GF	GA	GD	Pts	Last 5
1  Liverpool	29	27	1	1	66	21	45	82	✓✓✓✓✓
2  Man. City	28	18	3	7	68	31	37	57	✓✓✓✓✓
3  Leicester City	29	16	5	8	58	28	30	53	✓✓✓✓✓
4  Chelsea	29	14	6	9	51	39	12	48	✓✓✓✓✓
5  Man United	29	12	9	8	44	30	14	45	✓✓✓✓✓
6  Wolves	29	10	13	6	41	34	7	43	✓✓✓✓✓
7  Sheff Utd	28	11	10	7	30	25	5	43	✓✓✓✓✓
8  Tottenham	29	11	8	10	47	40	7	41	✓✓✓✓✓
9  Arsenal	28	9	13	6	40	36	4	40	✓✓✓✓✓
10  Burnley FC	29	11	6	12	34	40	-6	39	✓✓✓✓✓
11  Crystal Palace	29	10	9	10	26	32	-6	39	✓✓✓✓✓
12  Everton	29	10	7	12	37	46	-9	37	✓✓✓✓✓
13  Newcastle	29	9	8	12	25	41	-16	35	✓✓✓✓✓
14  Southampton	29	10	4	15	35	52	-17	34	✓✓✓✓✓
15  Brighton	29	6	11	12	32	40	-8	29	✓✓✓✓✓
16  West Ham	29	7	6	16	35	50	-15	27	✓✓✓✓✓
17  Watford	29	6	9	14	27	44	-17	27	✓✓✓✓✓
18  Bournemouth	29	7	6	16	29	47	-18	27	✓✓✓✓✓
19  Aston Villa	28	7	4	17	34	56	-22	25	✓✓✓✓✓
20  Norwich City	29	5	6	18	25	52	-27	21	✓✓✓✓✓



FOUNDATION

# DAILY THINKING CHALLENGE

Extra Time Learning Resources  
Day 2: Maths Mastery

## Tomori Tuesday

Fikayo Tomori has never eaten an ice cream before. Write all of the instructions for him to be able to eat an ice cream.

### Manager's Challenge



Create a short video with top tips for eating an ice cream.

Can you think of another food that might need instructions when eating, maybe spaghetti.

Try acting it out first; think about any possible challenges with eating an ice cream.

Write your instructions to Tomori below.



### FUN FACT

He spent a season on loan at Derby County FC, when they were managed by our current manager, Frank Lampard