

Phonics



Phonics

- ▶ As you know since year R the children have been developing their Phonic skills through our Read, Write inc Phonics scheme.
- ▶ They have daily phonic sessions.
- ▶ The children learn sets of sounds and learn how to blend them to read words.

What is the Phonics screening check?

Year 1 children across the country take part in a Phonic screening check.

This happens for all children during the same week in June. This year it's the week beginning the 10th June.

The screening is designed to confirm whether individual children have learnt sufficient phonic decoding and blending skills to an appropriate standard.

Children who do not pass the screening in year 1 join the retake in Year 2.

The school's phonic pass rate percentage is published.

We will let you know how your child got on.

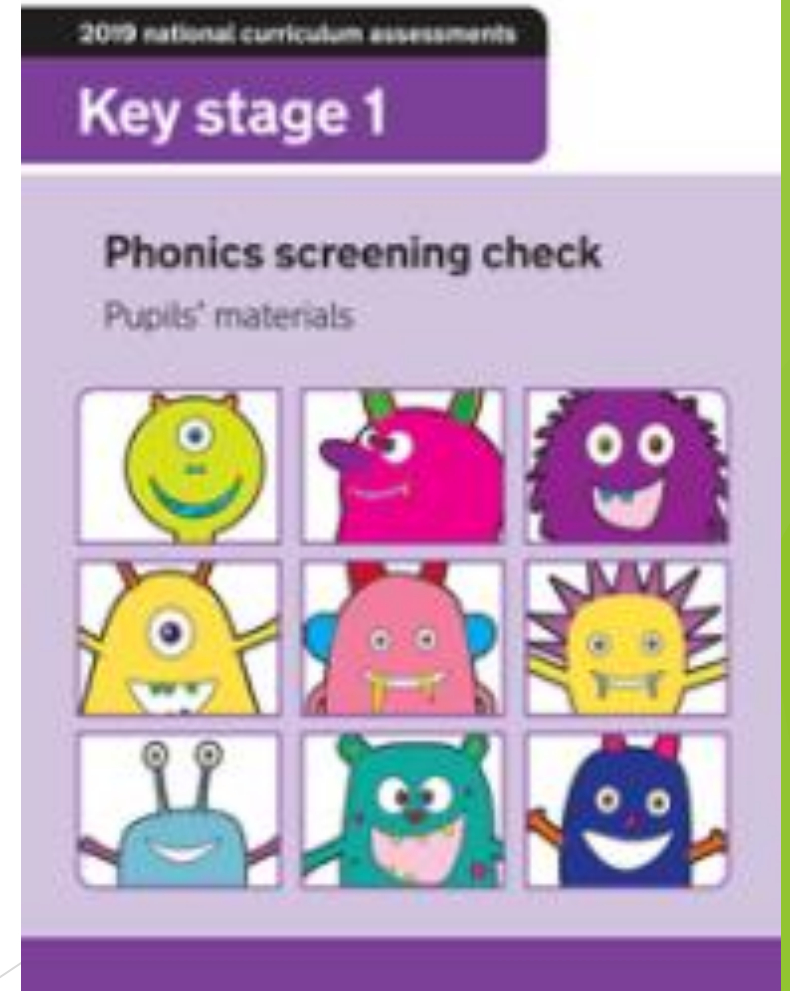
Head teachers decide if any children need to be dis applied from taking the screening.

What happens during the check.

- The check takes about 10 minutes but there is no time limit and is at the children's own pace.

Children will sit 1 to 1 with a familiar adult.

- Children will need to independently read words.
- Children can sound out aloud or sound out in their head (Fred in their head).
- Children will need to read real and nonsense words.
 - Words will get trickier as the check progresses.
 - There are 40 words in the check (32 = previous past pass rate).
 - Children can record sound dots and dashes to help them segment words for reading.
- - Adults are not allowed to help during the screening check. There is a practice before it starts.



To be successful with the phonics screening check:

Children need to know and use all single sounds of the alphabet and

Digraph sounds = 2 letters together that make one sound e.g. **sh**, **ay**, **ou** etc.

Split digraph sounds = a digraph split by a consonant e.g. **a_e** in the word **cake**.

Trigraph sounds = 3 letters together that make one sound e.g. **igh**, **ear**, **air**.

Watch video - <https://www.youtube.com/watch?v=TkXcabDUg7Q>

Please try and use the **pure sounds** with your child. It is important that children say the **sound** of the letter, rather than saying the letter name at this stage.

Segmenting & blending words

Encourage the children to look for:

- ▶ Friends (digraphs, split-digraphs & trigraphs)
- ▶ Sounds
- ▶ Word — blending = children merge the sounds together until they can hear what the word is.

Check 1
Section 2

moat

shape

hair

crate





Scholastic Practice for the Phonics Screening Check

Page 13 of 16

Real and Alien words

- ▶ Children will need to read real and alien (nonsense) words during the phonics screening check. That is why knowing and applying their sounds is so important.
- ▶ Examples of Alien words —

Check 1
Section 1

stip	
prool	
darps	
thand	

SCHOLASTIC Practice for the Phonics Screening Check Page 7 of 16

Dots and dashes

- ▶ To help the children read words they may underline special friends —

play (Friends)

- ▶ Then dot the individual sounds in the words

p l ay (Sounds)

- ▶ Say the segmented sounds

p l ay

- ▶ Blend the sounds to read the word (Word)

play

Ways you can help at home

- ▶ Regularly look at the sound mats in your packs
- ▶ Use pure sounds when reading with your child
- ▶ Complete weekly phonics home learning challenge
- ▶ Read 5 times a week
- ▶ Encourage your child to look for 'friends' first when sounding out unknown words
- ▶ Visit phonics websites — play games.

▶ Any Questions then please do ask.

?